



TR

TOTAL RENTAL

CATALOG

**"FOR RENT,
LEASE OR SALE..."**

**"ONE CALL
STARTS IT ALL!"**

**PHOENIXVILLE
610-935-RENT**

**POTTSTOWN
610-970-RENT**

**KIMBERTON
610-415-9800**

**THORNDALE
610-384-0100**

**DOUGLASSVILLE
610-385-9000**

www.totalrental.com





"LARGE ENOUGH TO SERVE YOU & SMALL ENOUGH TO KNOW YOU!"

FAST DELIVERY

"FOR RENT, LEASE OR SALE .. ONE CALL STARTS IT ALL"



Rental Policies

IDENTIFICATION

Identification is required on all rentals. Current drivers license, vehicle registration, utility bills, along with a document bearing a signature which indicates local residence. Master Card, Visa, American Express and Discover Card may be used in some instances. For those who have just moved to the area and have not changed the address on their identification, contact Total Rental to determine what can be used as identification. In all cases, the renter must be at least 18 years of age.

HOURS

Monday – Friday:
7:00 AM – 5:00 PM
Saturday:
8:00 AM – 5:00 PM

CHARGE CARDS

We accept Visa, Master Card, Discover Card, American Express & MAC*
(*Not applicable for Deposit)

CLEANING CHARGE

Equipment must be returned clean or a cleaning charge will be applied to the rental

RENTAL PERIOD

DAY -

6 to 24 hours (Monday thru Friday) or Saturday 8:00 AM to 5:00 or Saturday between 3:00 - 5:00 PM to Monday before 9:00 AM. Maximum time on metered items is 8 hours.

WEEK -

7 days, maximum time on metered items is 40 hours

MONTH -

4 weeks, maximum time on metered items is 160 hours.

(Overtime will be pro-rated.)

Double Shift (1.5 times rate)

Triple Shift (2 times rate)

DELIVERY SERVICE AVAILABLE

Please Read the Front and Back of the Rental Agreement Contract for Explicit Terms and Conditions

PAYMENT/DEPOSIT

Two forms of I.D. are required, including a valid PA Driver's License. We accept cash, blank checks, or credit cards for deposit which is over the total cost of the rental. We have charge accounts which have to be pre-approved and in current standing at all times for additional rentals to be transacted.

CHARGES

We charge for all time out, including Sundays and Holidays.

FUEL

All equipment leaves our yard full of fuel. There will be a refueling charge on tanks larger than one gallon.



PHOENIXVILLE (610) 935-RENT * POTTSTOWN (610) 970-RENT*THORNDALE 610-384-0100

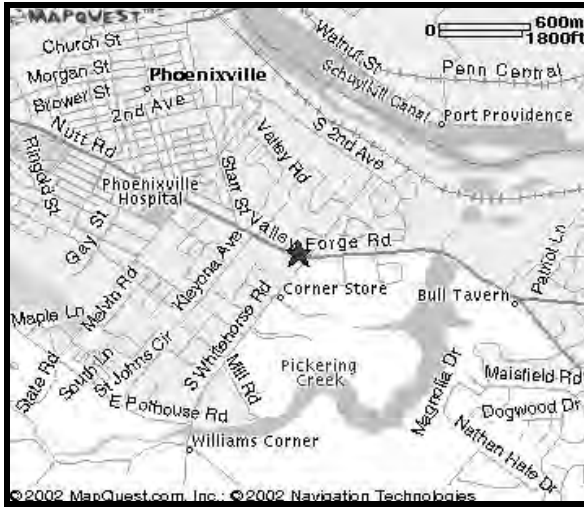


**KIMBERTON
610-935-4873**

www.totalrental.com

**DOUGLASVILLE
610-385-9000**





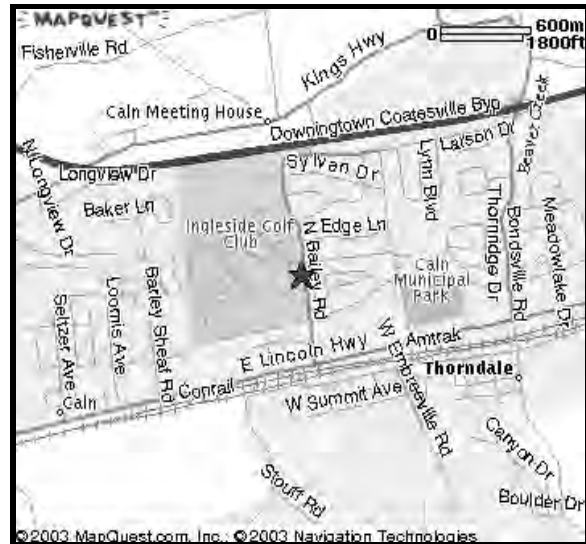
TOTAL RENTAL - PHOENIXVILLE
766 VALLEY FORGE ROAD, PHOENIXVILLE, PA 19460
(610) 935-RENT FAX (610) 933-0220



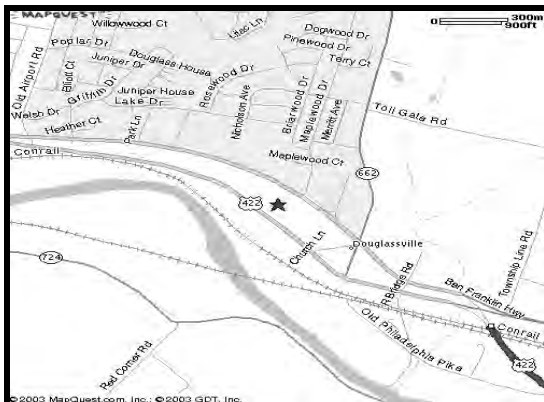
**TOTAL RENTAL TOTAL LIFTS,
TOTAL COMMUNICATIONS
TOTAL PARTS - KIMBERTON**
608 SCHUYLKILL ROAD, PHOENIXVILLE, PA 19460
TOTAL COMM (610) 935-4875 FAX (610) 935-4876
TOTAL LIFTS/PARTS (610) 935-4873



TOTAL RENTAL - POTTSTOWN
77 WEST HIGH STREET, POTTSTOWN, PA 19464
(610) 970-RENT FAX (610) 970-1773



TOTAL RENTAL - THORNDALE
2825 EAST LINCLON HWY, THORNDALE, PA. 19372
(610)-384-0100



TOTAL RENTAL - DOUGLASVILLE
5 MAPLEWOOD DR.-DOUGLASVILLE, PA. 19518
(610) 385-9000 FAX (610) 385-1606

Maps

PHOENIXVILLE (610) 935-RENT * POTTSTOWN (610) 970-RENT*THORNDALE 610-384-0100

FAST DELIVERY

Air Compressors

Emglo

PORTABLE COMPRESSORS



Quincy Compressor

GAS

ELECTRIC

MODEL	M790-HC4V	MK15A-8P
HP	HAND CARRY 2 HP	1.5 HP
CFM@ 100 PSI	4.1 CFM	6.5 CFM

MODEL	840-4HC4V	MK5HGA-8P	MG8HGA-8P
HP	HAND CARRY 4 HP	5.5 HP	8 HP
CFM @ 100 PSI	4.4 CFM	8.9 CFM	16.2 CFM

TYPE	GALLONS	HP	POWER
HAND CARRY	4.4 SINGLE	2	ELECTRIC
HAND CARRY	4.4 SINGLE	4	GAS-HONDA
WHEELED	8 DUAL	5.5	GAS HONDA
WHEELED	17 SINGLE	5.5	GAS-HONDA
WHEELED	8 DUAL	8	GAS-HONDA
WHEELED	17 SINGLE	8	GAS-HONDA



TOWABLE COMPRESSORS



- #1 TOOL KIT INCLUDES:**
Compressor, 1 Hammer, 2 Sect. Hose, Choice of 2 Bits
- #2 TOOL KIT INCLUDES:**
Compressor, 2 Hammers, 4 Sect. Hoses, Choice of 4 Bits

MODEL	P100W	P185W	P250W	P375W
CFM	100 CFM	185 CFM	250 CFM	375 CFM
MODEL	P600W	HP750W	XP1200W	
CFM	600 CFM	750 CFM	1200 CFM	

- ACCESSORIES**
- **Backfill Tamper**
 - **Chipping Hammers**
Tools—Bulls Points, Bushing Tools, Flat Chisels, Wide Chisels
 - **Impact Wrenches**
 - **Hose, Air**
 - **Mole - Boring Tool**
 - **Nailers & Staplers, Air**
(Finishing, Framing, Flooring, & Roofing)
 - **Paving Breakers** - 30 - 90 lbs. Class - Tools - Asphalt Cutters, Chisels, Clay Spades, Pad Tampers, Pin Drivers, Moil Points, Rock Busters
 - **Rivet Buster**
Tools - Bull Points, Chisels, Cutting Tools
 - **Rock Drills**
Bits—Carbide Timken or Available Drill Steel .. 1' - 10'
 - **Scaler**
Chisel or Needle

PHOENIXVILLE (610) 935-RENT *POTTSTOWN (610) 970-RENT *THORNDALE (610)384-0100

FAST DELIVERY



ROOFING STAPLER
Staples Available
1½"

**BOSTITCH
STANLEY**



FLOORING STAPLER
Tongue & Groove
Staples Available
2"



FRAMING NAILER
Nails Available
2" - 3½"



LAMINATE STAPLER
1"x 3/16" Narrow crown
staples



**AIR UNDERLAYMENT
NAILER**
Nails Available
1¼" - 2½"



**CONCRETE T
NAILER**
Nails Available
5/8" - 3/4"



**COIL ROOFING
NAILER**
Nails Available
1" - 1¾"



FINISH NAILER
Nails Available

Air Nailers

PHOENIXVILLE (610) 935-RENT *POTTSTOWN (610) 970-RENT *THORNDALE (610)384-0100

FAST DELIVERY

Compaction Equipment

**VIBRATORY ASPHALT ROLLERS
1.5 TON (36") - 7.0 TON (52"0)**



MODEL	DD-24
OPERATING WEIGHT	6,225 lbs
DRUM WIDTH	47"
CENTIFUGAL FORCE	1,400 lbs
SPEED	0-8.1 mph

MODEL	CC122
OPERATING WEIGHT	6,180 lbs
DRUM WIDTH	47"
CENTIFUGAL FORCE	5,625 lbs
SPEED	0-7 mph



MODEL	DD-12
OPERATING WEIGHT	2,954 lbs
DRUM WIDTH	35.4"
CENTIFUGAL FORCE	3,300 lbs
SPEED	0-5 mph

MODEL	RD 11A
OPERATING WEIGHT	2246 lbs
DRUM WIDTH	35.4"
CENTIFUGAL FORCE	3000 lbs
SPEED	0-4.7 mph

PHOENIXVILLE (610) 935-RENT *POTTSTOWN (610) 970-RENT *THORNDALE (610)384-0100

FAST DELIVERY



**DIRT ROLLERS
RIDE-ON SMOOTH DRUM**



SHEEPS-FOOT KIT FOR SD100/SD115



MODEL	CA251	SD100	SD110	SD115
OPERATING WT	23,600 LBS	23,370 LBS	23,150 LBS	23,855
CENT. FORCE	45,700	26,200 -52,500	26,200-52,500	27,400-55,000
DRUM SIZE	84"	84"	84"	84"



MODEL	SD70D
OPERATING WT	14,035 LBS
CENT. FORCE	30,450 LB
DRUM SIZE	66"



MODEL	CA141
OPERATING WT	10,520 LBS
CENT. FORCE	15,883 LB
DRUM SIZE	60"



MODEL	CC122
OPERATING WEIGHT	6,180 lbs
DRUM WIDTH	47"
CENT. FORCE	5,625 lbs



MODEL	DD24
OPERATING WT	6,225 LBS
CENT. FORCE	1,400 LB
DRUM SIZE	47"

RIDE-ON SHEEPFOOT

MODEL	CA151PD
OPERATING WT	14,860 LBS
CENT. FORCE	22,500 LB
DRUM SIZE	66"



Compaction Equipment

PHOENIXVILLE (610) 935-RENT *POTTSTOWN (610) 970-RENT *THORNDALE (610)384-0100

FAST DELIVERY

Compaction Equipment



WALK BEHIND VIBRATORY DOUBLE DRUM ROLLERS



MODEL	BW75AD
OPERATING WT	2,758 LB
CENT. FORCE	1,980 LB
DRUM SIZE	29.9



MODEL	SX-17
OPERATING WT	530 LBS
CENT. FORCE	1,875 LBS
DRUM SIZE	17.7



TRENCH COMPACTORS



MODEL	33L2IR
OPERATING WT	3,500 LBS
CENT. FORCE	18,500 LBS
DRUM SIZE	24" & 33"

MODEL	RT560	RT820
OPERATING WT	2,830 LBS	3,020 LBS
CENT. FORCE	7,000/14,000	7,000/14,000
DRUM SIZE	22"	32"

PHOENIXVILLE (610) 935-RENT *POTTSTOWN (610) 970-RENT *THORNDALE (610)384-0100

FAST DELIVERY

JUMPING JACKS / RAMMERS

2695 lbs - 3375 lbs

All items this page available For Rental or Sale



NEW OIL INJECTED RAMMERS

UNIT	OPER-WEIGHT	SHOE SIZE	IMPACT	HORSE POWER
BS500	115LBS	11X13"	2,695	4
BS600	137LBS	11X13"	3,024	4



VPG165A



VPA 1550

UNIT	OPER-WEIGHT	PLATE-SIZE	CENT. FORCE	HORSE POWER
VPG165A	160LBS	18X24.5"	3,375LB	5.5
WP1550	190LBS	19.5X23"	3,375LB	5.5

MT75 & MT74F

UNIT	OPER-WEIGHT	SHOE SIZE	IMPACT	HORSE POWER
MT75	163LBS	11.3X13"	3,100LB	3.5
MT74F	152LBS	11.2X13.4"	3,200LB	4

VIBRATORY PLATES

3100 lbs - 2800 lbs



MULTIQUIP

UNIT	OPER-WEIGHT	PLATESIZE	CENT FORCE	HORSE POWER
MVC77	166LBS	17X22.4"	3,350LB	6.0
MVC88GHW	211LBS	19.7X20.7"	3,450LB	5.5
MVC90H	194LBS	19.6X22"	3,350LB	5.5



REVERSIBLE VIBRATORY PLATES

7,000 lbs - 20,000 lbs



UNIT	OPER-WEIGHT	PLATE SIZE	CENT. FORCE	HORSE POWER
LH300	721LBS	17.4X32.3	9,000 LBS	6.7
MVH502	1122LBS	28X35	14,000LBS	14.3

Compaction Equipment

PHOENIXVILLE (610) 935-RENT *POTTSTOWN (610) 970-RENT *THORNDALE (610)384-0100

FAST DELIVERY

All items this page available
For Rental or Sale



PLANER
11 HP
8" & 10" Cutting Width
Adjustable Depth Control
Manual & Self-Propelled



**AIR POWERED
LONG REACH
SCALERS**

- Lightweight for Overhead and Vertical Surfaces
- Accessories available
- Air-powered - delivers 2,500 blows per minute



**GRINDERS
GAS & ELECTRIC**



CORE DRILLS



**R-5002
HAND-HELD CORING
MACHINE**
1" - 3" Diamond Core Bit
Extension Available

CORE BITS
½" - 14"



**B1000
CORE DRILL RIG**
2" - 14" Core Bits
Extension Available



HAND-HELD SCABBLER

CONCRETE VIBRATORS

- Head: ¾" - 2½"
- Shaft: 4' - 21'



Concrete Equipment

PHOENIXVILLE (610) 935-RENT *POTTSTOWN (610) 970-RENT *THORNDALE (610)384-0100

FAST DELIVERY

WALK BEHIND TROWELS

All items this page available For Rental or Sale



Stone Lift Jockey Block Lifter
1,000 lbs lift capacity
Ride On Design



36" & 48"
Finish & Float Blades
5.5-8 HP HONDA POWERED



MORTAR MIXERS
7-12 CU FT CAPACITY
5.5-13 HP HONDA POWERED

ESSICK

1.5 - 3 BAG UNITS



CONCRETE MIXERS
4-9 CU FT CAPACITY
4-8 HP HONDA POWERED



CONCRETE MIXERS
ELECTRIC
110V 6A
250LBS PER BATCH
3 CU FT



MORTAR MIXERS
ELECTRIC POWERED
110V 15 AMP
3 CU FT

POWER SCREEDS



2 & 4 CYCLE POWERED
1 & 2 HANDLE MODELS
4' TO 20' BLADES



1.5 HP HONDA POWERED
35LBS
5'-20' BLADES

Concrete Equipment

PHOENIXVILLE (610) 935-RENT *POTTSTOWN (610) 970-RENT *THORNDALE (610)384-0100

FAST DELIVERY

Concrete Equipment



**RIDE-ON
POWER BUGGIES**



**16CU FT CAPACITY
7.25 MPH
DUAL WHEEL 2,500 LBS CAPACITY
103L 30.75W 51H**



Purchase me!



**16 CU FT CAPACITY
7 MPH
DUAL WHEEL 2,500LBS CAPACITY
105L 44W 52H**



**MANUAL
BUGGIES**

MULLER



REBAR BENDER



**ELECTRIC REBAR
CUTTER**



**6 CU FT - 10 CU FT
WHEEL BARROWS**



**SCHMIDT
MANUFACTURING
INCORPORATED**

**35 lbs, 100 lbs, 300 lbs, & 600 lbs
SANDBLASTERS**



FRESH AIR SYSTEM



PHOENIXVILLE (610) 935-RENT *POTTSTOWN (610) 970-RENT *THORNDALE (610)384-0100

FAST DELIVERY



DRYWALL LIFT




PANEL LIFT



**ROUST-A-BOU
PORTABLE HOIST**
One man can lift 1,500 lbs,
as high as 25'



CONTRACTORS LIFTS
500 lbs, 650 lbs, 1000 lbs
Up to 18', Up to 24'



HAND TAMPER
10" x 10" Plate



48" TOW BEHIND MAGNET



TOWABLE DIRT CONVEYORS - 21', 25', 31'
GAS, ELECTRIC
Cleared 31'

Contractor's Equipment

PHOENIXVILLE (610) 935-RENT *POTTSTOWN (610) 970-RENT *THORNDALE (610)384-0100

FAST DELIVERY

Excavation Equipment

BACKHOES



580M

- Overall Length - Transport
- Bucket Size 12", 16", 18", 24"
- Overall Height, maximum.. Retracted 19'6"
- Transport Height Retracted 11'3"
- Dig Depth14'3"



416D SERIES

INCLUDING EXTENDAHOE

- Overall Length - Transport
- Bucket Size 12", 16", 18", 24"
- Overall Height, maximum .. Retracted 18'75"
- Transport Height Retracted 11'83"
- Dig depth.....14'.42" & 18'.08"

MINI BACKHOES



terramite
T7 Terramite

- length 14' 7" width 4' 8"
- 26 hp diesel
- power hydrostatic steering
- weight 4125 lbs



Allmand
T1b-425

- length 16' 10" Width 56"
- 25 hp diesel
- power steering
- weight 4320 lbs

PHOENIXVILLE (610) 935-RENT *POTTSTOWN (610) 970-RENT *THORNDALE (610)384-0100

FAST DELIVERY

TRACK LOADERS



939 TRACK-TYPE LOADER
20,908 lbs - Bucket Size - 1.5 yd³
100 HP



953 TRACK LOADER
32,363 lbs - Bucket Size - 2.4 yd³
121 HP



963 TRACK LOADER
41,939 lbs
Bucket Size - 3.2 yd³
160 HP

Excavation Equipment

PHOENIXVILLE (610) 935-RENT *POTTSTOWN (610) 970-RENT *THORNDALE (610)384-0100

FAST DELIVERY

Excavation Equipment

WHEELED LOADERS



L50 Wheel Loader
19,040 lbs
Bucket Size: 2 yd
101 hp



L60 Wheel Loader
25,680 lbs
Bucket Size: 2.7 yd
140 hp



L90C
34,000 lbs
Bucket Size - 3 yd
153 HP



WA 250
24,990 lbs
Bucket Size - 2.5 yd
Side Dump - 1¾ yd
131 HP



PHOENIXVILLE (610) 935-RENT *POTTSTOWN (610) 970-RENT *THORNDALE (610)384-0100

FAST DELIVERY

CATERPILLAR®

DOZERS



CAT D3C
15,518 lbs
8'11" BLADE



CAT D5C
18711 lbs
9' BLADE



CAT D4C & D4HXL
16,019 lbs & 24,500 lbs
8.75' & 10' BLADES



CAT D6MXL
34,240 lbs
10'5" BLADE

KOMATSU



D21, D32, D41P
8710 lbs, 17,33000 lbs,
25,400 lbs
7'1", 9'3", 10'.6"
BLADES

Excavation Equipment

PHOENIXVILLE (610) 935-RENT *POTTSTOWN (610) 970-RENT *THORNDALE (610)384-0100

FAST DELIVERY

Excavation Equipment

MINI EXCAVATORS

All items this page available
For Rental or Sale



TB14/15/16
3208 lbs - 3406 lbs
TB16 Height 7'5" Width 3'3"-4'3"
Bucket Sizes - 8", 12", 18"



**RAMMER
BREAKER**



TB125
6,151 lbs
Height 8' Width 4'9"
Bucket Sizes - 12", 18"

TAKEUCHI



TB135
7,606 lbs
Height 8' Width 5'4"
Bucket Sizes - 12", 18", 24"
Hammer - 750 lbs



TB145
10,494 lbs
Height 8'5" Width 6'
Bucket Sizes - 24"
Hammer - 750 lbs



TB53FR
12,430lbs
Height 8'5"
Width 6'7"
Tight Turning
Radius
24" Bucket

PHOENIXVILLE (610) 935-RENT *POTTSTOWN (610) 970-RENT *THORNDALE (610)384-0100

FAST DELIVERY

KOMATSU

EXCAVATORS

CATERPILLAR



PC 60 - 15,000 lbs
hammer -
200 lbs

PC 78- 15,850 lbs
Rubber Tracks
Zero Turn
Backfill Blade



PC 95—19,290 lbs
Rotating Arm



PC 128 - 28,730 to 29,540 lbs
Zero Turn
Hammer - 1500 lbs

PC150 & CAT 315 - 38,000 lbs
Hammer - 2500 lbs
Grapple & Thumb available



Excavation Equipment



ACCESSORIES



MORE ON NEXT PAGE

PHOENIXVILLE (610) 935-RENT *POTTSTOWN (610) 970-RENT *THORNDALE (610)384-0100

FAST DELIVERY

Excavation Equipment

KOMATSU

EXCAVATORS

CATERPILLAR



PC 200 & CAT 320 - 45,000 lbs
Hammer - 3000 lbs
Grapple & Thumb available



PC 228 - 51,765 lbs
Zero Turn
Compact Design

PC270 & CAT 325 55,000 to 63,100 l
Hammer - 3000 lbs



PC 300 - 71,000 lbs
Hammer - 5000 lbs & 7500 lbs

ACCESSORIES



PHOENIXVILLE (610) 935-RENT *POTTSTOWN (610) 970-RENT *THORNDALE (610)384-0100

FAST DELIVERY

ARTICULATED HAULERS

VOLVO



PAYLOAD	26.5 TONS
H.P.	306
G.V.W.	100,441LBS

A25



5 TON DUMP
52 gallon tank capacity
NO CDL REQUIRED

Excavating Equipment

PHOENIXVILLE (610) 935-RENT *POTTSTOWN (610) 970-RENT *THORNDALE (610)384-0100

FAST DELIVERY

Bobcat

**SKID LOADERS
GAS, DIESEL, PROPANE**



**SCRUBBER
EQUIPPED
FOR INDOORS**

Excavation Equipment

MODEL	463	553	753	763	773/S185	863	S250
RATED OPERATING CAPACITY	700 lbs	950 lbs	1300 lbs	1500 lbs	1750 lbs 1850 lbs	1900 lbs	2500 lbs
HEIGHT	71.4"	72.5"	77"	77.3"	76.3"	82.3"	80.9"
WIDTH W/ BUCKET	36"	49.4"	62"	68"	68"	74"	74"
HEIGHT TO BUCKET PIN	94.5"	103.7"	109.1"	114.5"	118.2"	121.0"	126.4"
HP	15.7 HP	22.5 HP	43.5 HP	46 HP	46 HP	73 HP	75 HP
MACHINE WEIGHT	2708 lbs	3664 lbs	4740 lbs	5368 lbs	5808 lbs	7045 lbs	7723 lbs

Attachments



Auger



Backhoes



Breaker



Brushcat



Grapples



Landscape



Planer



Sweeper



Tree Spade



Utility Forks

PLUS MANY MORE ... IF YOU DON'T SEE IT WE CAN GET IT!

PHOENIXVILLE (610) 935-RENT *POTTSTOWN (610) 970-RENT *THORNDALE (610)384-0100

FAST DELIVERY



TAKEUCHI

TL 130

TL 140

TL 150

Capacity: 1620 lbs
Dump height : 93.4"
Engine: 67 hp

Capacity: 2470 lbs
Dump height: 95.7"
Engine: 102 hp

Capacity: 2470 lbs
Dump height: 126"
Engine 101.5 hp



Dingo 322

22 hp Kohler® engine
4- Wheel Drive
2 Ground Speeds
40.5" wide
1,668 lbs with bucket



Dingo TX 420

20 hp Kohler® engine
34.5" Wide
Versatile
Trac Drive
1,830 lbs without bucket



ATTACHMENTS



Standard Bucket



Universal Swivel Auger
Power Head 6", 9", 12", 18",
27", 24", 30"



Forks Adjustable



Trencher
6" wide 42" depth



Concrete Breaker



Backhoe



Tiller Soil Cultivator
Harley Rake

Excavation Equipment

PHOENIXVILLE (610) 935-RENT *POTTSTOWN (610) 970-RENT *THORNDALE (610)384-0100

FAST DELIVERY


Excavation Equipment

Ditch Witch®
THE UNDERGROUND AUTHORITY

WALK BEHIND VIBRATORY PLOWS



255 SX PLOW 18" DEPTH



410 SX PLOW 18" DEPTH
TRENCHES 3' DEEP

WALK BEHIND TRENCHERS



1020 /1030 - 4' x 24"



1830 - 4' x 36"



3"/3.5" x 6", 8", 12"



**RIDE-ON TRENCHER
W/ BACKHOE ATTACHMENT**
3700 - 6"x 48"



GRUNDOMAT BORING TOOL
3", 4"



RT40 Trencher
and Plow

PHOENIXVILLE (610) 935-RENT *POTTSTOWN (610) 970-RENT *THORNDALE (610)384-0100

FAST DELIVERY



**SWEEPERS & SCRUBBERS
INDUSTRIAL**



**MODEL #6500
SWEEPER**

SPECIFICATIONS
 Length: 93.0" Width: 62.5"
 Height w/o overhead guard: 58"
 Height w/ overhead guard: 82"
 Weight: 3350 lb
 Turning radius: 65"
 Minimum aisle turn (left): 113"
 Gradeability:
 Full hopper: 6 deg/10.5%
 Empty hopper: 8 deg/14.1%
 Speed forward: 8.5 mph
 Cleaning path: 61.5"
 Coverage rate per hour: 122,100 ft²



**MODEL #5700
SCRUBBERS**

SPECIFICATIONS
 Length: 63.5"
 Width: 32"
 Height: 44.25
 Weight: 1030 lbs
 Propelling: 1-5 hp
 Brushes: 85 hp
 Batteries: 220 ah
 Solution Tanks: 22 gal
 Recover Tank: 27 gal



**MODEL #7400
SCRUBBER**

SPECIFICATIONS
 L x W x H: 97", 60", 58"
 Cleaning System:
 Scrubbing path: 45"
 Solution tank: 70 gal
 Recovery tank: 72 gal
 Demisting chamber: 34 gal
 Debris hopper: 1.5 ft³
 Brush size 2 main (length): 45"

Floor/Surface Care

PHOENIXVILLE (610) 935-RENT *POTTSTOWN (610) 970-RENT *THORNDALE (610)384-0100

FAST DELIVERY

Floor/Surface Care

palmer



WALK BEHIND FLOOR STRIPPERS

- Removes Carpet Backing and Vinyl Tile
- Push and Self-Propelled Models Available

EDCO



AIR POWERED LONG REACH SCALERS

- Lightweight for Overhead and Vertical Surfaces
- Accessories available
- Air-powered - delivers 2,500 blows per minute

WOOD FLOOR EDGER SANDER



HARD WOOD DRUM SANDERS - 8" DRUM



FLOOR BUFFERS



FLOOR MACHINES & HIGH SPEED BURNISHERS

- 13", 17", 20"
- Scotch Brite
- Wax
- Cleaner



SHOP VACS WET/DRY
6, 12, 55 Gallon

PHOENIXVILLE (610) 935-RENT *POTTSTOWN (610) 970-RENT *THORNDALE (610)384-0100

FAST DELIVERY



POWER CARPET CLEANERS



DRY CARPET CLEANING MACHINE



Floor/Surface Care



DEHUMIDIFIER



TURBO CARPET DRYER



AURAND ALL PRUPOSE CLEANING TOOLS




K7-1 115V
Cleans 5" wide, 1/8 HP
AC or DC Motor




M5-1 115V
Cleans 8" wide, 1/2 HP
AC or DC Motor



CARPET SEAMER



KNEE KICKER



CARPET POWER STRETCHER




ELECTRIC CARPET & FLOOR STAPLER
• Narrow
• Wide



LINOLEUM ROLLER
75 LB & 100 LB



CARPET SCISSORS



VINYL TILE CUTTER

PHOENIXVILLE (610) 935-RENT *POTTSTOWN (610) 970-RENT *THORNDALE (610)384-0100

FAST DELIVERY

SALES

TELESCOPIC MATERIAL HANDLERS

RENTALS



- MODELS & SPECS**
- VR531 - 5000 lbs - 31'
 - VR623 - 6000 lbs - 23'
 - VR636 - 6000 lbs - 36'
 - VR642 - 6000 lbs - 42'
 - VR843 - 8000 lbs - 43'
 - VR1044 - 10,000 lbs - 44'
 - VR1056 - 10,000 lbs - 56'



Forklifts



ATTACHMENTS



BLOCK FORKS



TRUSS BOOM



BUCKET



MAN BASKET ON VARIABLE REACH



JIB BOOM

PHOENIXVILLE (610) 935-RENT *POTTSTOWN (610) 970-RENT *THORNDALE (610)384-0100

FAST DELIVERY

**STONE - Lift Jockey
Block Lifter
1,000 lbs lift capacity
Ride On Design**



**ROUGH TERRAIN
FORKLIFTS**



MODELS & SPECS

- 706 - 6000 lbs @ 22'
- 708 - 8000 lbs @ 22'

KOMATSU

**INDUSTRIAL
FORK LIFTS**



Forklifts

**HAND PALLET
JACKS**



MODELS & SPECS

- FG25 - 5000 lbs @ 15'6"
- FG30 - 6000 lbs @ 15'6"
- FG80 - 8000 lbs @ 15'6"

**SIDE SHIFT AVAILABLE
ON ALL MODELS**

**J SERIES
5000 lbs & 6000 lbs
21" & 27" Width**

PHOENIXVILLE (610) 935-RENT *POTTSTOWN (610) 970-RENT *THORNDALE (610)384-0100

FAST DELIVERY

Generators



TOWABLES



SPECIFICATIONS

DESCRIPTION	20KW	25KW	40KW	60KW	75KW	125 KW
MODEL #	CI4L-20SQ	DCA-25SSIU	CJ4D-40SQ	CJ4T-60SQ	CJ4T-70SQ	DCA-150SSJU2
KW/KVA STANDBY	20KW 21.25KVA	27KW 27.5 KVA	46KW 50 KVA	60KW 75KVA	75KW 94KVA	132KW 165KVA
PRIME OUTPUT	18KW/ (22KVA)	25KW (31KVA)	40KW (50KVA)	58KW (72KVA)	68KW (85KVA)	120 KW (1500KVA)
ENGINE MAKE/MODEL	ISUZU 4LE1	ISUZU 4JG1	JOHN DEERE 4045DF150	JOHN DEERE 4045TF150	JOHN DEERE 4045TF250	JOHN DEERE 6081TF
DBA LEVEL	67dBA @ 23'	65 dBA @ 23'	64dBA @ 23'	64dBA @ 23'	65dBA @ 23'	68 Dba@23'
VOLTAGE (AMPS)	208 (61A) 240 (53A)	55.5A (4 Wire) 27.8A (4 Wire) 60A 30A	208(125A) 240(108A) 480(54A)	208(187A) 240(162A) 480(81A)	208(260A) 240(226A) 480(113A)	120V(333.3A) 240V(166.7A) 240V(361A) 480(180A)
RUNNING TIME @ FULL LOAD	35 HRS	35 HRS	21.4 HRS	26.6 HRS	23.6 HRS	6.8HRS
WEIGHT W/ TRAILER	2300 lbs	2300 lbs	3569 lbs	5357 lbs	5357 lbs	5617 lbs +trailer

PHOENIXVILLE (610) 935-RENT *POTTSTOWN (610) 970-RENT *THORNDALE (610)384-0100

FAST DELIVERY



PORTABLES



FOR SALE OR RENT!



FOR SALE OR RENT!



MODEL #	GA-2.5H	GA-3.6HZ	GA-6HZ	GA-9.7HZ
MAX. OUTPUT	2,500 W	3,600 W	6,000 W	9,700 W
ENGINE MAKE/MODEL	HONDA GX-160	HONDA GX-240	HONDA GX-340	HONDA GX-610
DBA LEVEL	70dBA @ 23'	73dBA @ 23'	74dBA @ 23'	88dBA @ 23'
VOLT / AMPS MAX/CONT 120V MAX/CONT 240V	STANDARD 20.8/18.3 N/A	STANDARD 30/26.6 15/13.3	STANDARD 50/41.6 25/20.8	STANDARD 80.8/70 40.4/35
START. SYSTEM	RECOIL	RECOIL	RECOIL/ELECTRIC	RECOIL/ ELECTRIC
RUNNING TIME @ FULL LOAD HOURS/TANK	7.0	7.5	5.5	6.75



MODEL #	EU1000	EG2500XK1A	EB3000C	EB3500XK1A	EB5000XK1A	EB6500SXA	EU2000
MAX. OUTPUT	1000 W	2500 W	3000 W	3500 W	5000 W	6500 W	2000 W
CONT. OUTPUT	900 W	2300 W	2600 W	3000 W	4500 W	6000 W	1800 W
ENGINE MAKE/MODEL	1.8 HP	5.5 HP	6.5 HP	8 HP	11 HP	12 HP	2 HP
DBA LEVEL	59 dB	70 dB	68 dB (A)	68 dB	72 dB	74.5 dB	59 dB
VOLT / AMPS MAX/CONT 120V MAX/CONT 240V	120V/8.3 8.3A	STANDARD 20.8A/19.2A N/A	STANDARD 25.0A/21.7A N/A	STANDARD 29.2A/25.0A 14.6A/12.5A	STANDARD 41.7A/37.5A 20.8A/18.8A	STANDARD 54.1A/50.0A 27.1A/25.0A	120V/16.7A
START. SYSTEM	RECOIL	RECOIL	RECOIL	RECOIL	RECOIL	ELECTRIC	RECOIL
RUNNING TIME @ FULL LOAD HOURS/TANK	3.8	2.6	6.0	8.3	5.6	4.7	4

Generators

PHOENIXVILLE (610) 935-RENT *POTTSTOWN (610) 970-RENT *THORNDALE (610)384-0100

FAST DELIVERY

Ground Heaters Inc.



Ground Heater
6,000 sq ft Capacity
prevent frost up to 9,000 sq ft
Efficient Reliable Design



RADIANT PROPANE HEATERS
No Electricity Needed
70,000 - 250,000



Heaters & Fans



KEROSENE HEATERS
Forced Air -Electricity Needed
50,000 BTU - 750.00 BTU



PROPANE HEATER
Forced Air - Electricity Needed
80,000 & 150,000 BTU



ELECTRIC HEATER WITH FAN



UNIVERSAL PROPANE HEATER
Forced Air—Electricity Needed
From 3,500—80,000



PATTON®
PEDESTAL & INDUSTRIAL FANS



PORT-A-LITE HIGH-VELOCITY FANS

PHOENIXVILLE (610) 935-RENT *POTTSTOWN (610) 970-RENT *THORNDALE (610)384-0100

FAST DELIVERY



**24', 32', & 40' FIBERGLASS/
ALUMINUM EXTENSION
LADDERS**

Also Available:
Ladder Hooks & Ladder Brackets



LADDER JACKS



**6', 8', 10', & 12'
STEP LADDERS**



**MULTI-PURPOSE
LADDER**

Patented Design Allows
Use As:
Stepladder, Extension
Ladder & Stairwell
Ladder



PUMP JACKS

Simple to Set Up - No
skill or training
Easy to operate - Foot
pedal raises crank handle
lowers bracket
Fully Adjustable - To
any height
Safe - Double locked to
upright position



ROOFING BRACKET
Max. Plank Size 2" x 8"

**PLANKS & PICS
ALSO AVAILABLE**

Ladders

PHOENIXVILLE (610) 935-RENT *POTTSTOWN (610) 970-RENT *THORNDALE (610)384-0100

FAST DELIVERY



AGATEC



**MODEL #LB900
MINI BEACON INTERIOR**



**MODEL #RUGBY 100LR
GENERAL CONSTR LASER
LONG RANGE**



**MODEL# RUGBY100
GENERAL CONSTR
LASER**



**MODEL#LB10 4900
SELF LEVELING
LASER BEACON**



**MODEL # 6790
AUTOMATIC
PIPE LASERS**



**MODEL# 6770 RED
PIPE LASER**



**MODEL# 4970
SELF LEVEL LASER
WITH 10% GRADE**



**MODEL# LB400 9170
DUAL GRADE
LASER BEACON**



OPTICAL INSTRUMENTS



LEVELS



LEVEL KITS



AUTO LEVELS



LEVEL TRANSIT



WHEELS

ALL UNITS & ACCESSORIES AVAILABLE FOR RENTAL OR SALE

PHOENIXVILLE (610) 935-RENT *POTTSTOWN (610) 970-RENT *THORNDALE (610)384-0100

Lasers



**"LARGE ENOUGH TO SERVE YOU &
SMALL ENOUGH TO KNOW YOU!"**

**"FOR RENT, LEASE OR SALE ..
ONE CALL STARTS IT ALL"**



FAST DELIVERY

SCISSOR LIFTS

LIFTS UPDATED REGULARLY



Genie SKYJACK

MODEL	WORK HEIGHT	STOWED HEIGHT	CAPACITY	PLATFORM SIZE
GS1930	25'	72"	500LB	64X29
3219	25	79"	500LBS	27.5"X64"
3220	26'	79.5"	800LBS	28"X81"
3226	32'	86"	500LBS	28"X81"
4626	32'	90"	850LBS	42"X81:
6832	38'	99"	1000LBS	57"X81"



ROUGH TERRAIN

Genie SKYJACK

MODEL	WORK HEIGHT	STOWED HEIGHT	CAPACITY	PLATFORM SIZE
SJ7027	33'	101"	1500LBS	65"X112.5"
3268DC	38'	97"	1000LBS	99"X159"
SJ9250	56'	90"	2000LBS	74"X168"

Lifts

PHOENIXVILLE (610) 935-RENT *POTTSTOWN (610) 970-RENT *THORNDALE (610)384-0100



**KIMBERTON
610-415-9800**

www.totalrental.com

**DOUGLASSVILLE
610-385-9000**





**"LARGE ENOUGH TO SERVE YOU &
SMALL ENOUGH TO KNOW YOU!"**

**"FOR RENT, LEASE OR SALE ..
ONE CALL STARTS IT ALL"**



FAST DELIVERY



STICK BOOM LIFTS



MODEL	WORK HEIGHT	STOWED	CAPACITY	ROTATION
S40	46	8'2"X 23'11"	500LB	360 CONT
S45	51	8'2"X 27'10"	500LB	360 CONT
S60	66	9'X 27'2"	600LB	360 CONT
S65	71	9'X 30'10"	500LB	360CONT
S80	86	9'2"X 36'8"	600LB	360CONT
S85	91'	9'2"X 40'7"	500LB	360 CONT
S125	131'	10'1"X 46' 39'11"TRA	500LB	360 CONT

ARTICULATING Z BOOMS



MODEL	WORK HEIGHT	STOWED	CAPACITY	ROTATION
Z28/8	31		500LBS	360 CONT
Z30/20N	36	6'7"X 16'9"	500LBS	359
Z34/22N	40'4"	6'7"X 18'7"	600LBS	355
Z45/25	51'5"	6'7"X18'	500LBS	359
Z45 ELECTRIC	51'5"	6'7"X18'	500LBS	359
Z60/34	66	8'1"X 26'	600LBS	360CONT
Z80	86'	9' X 10"	500LBS	360CONT
TK46 KNUCKLE	52'	7'5" H 28'2" L	600LBS	360 CONT

Lifts



**KIMBERTON
610-415-9800**

www.totalrental.com

**DOUGLASSVILLE
610-385-9000**





"LARGE ENOUGH TO SERVE YOU &
SMALL ENOUGH TO KNOW YOU!"

"FOR RENT, LEASE OR SALE ..
ONE CALL STARTS IT ALL"



FAST DELIVERY

TRAILER MOUNTED BOOMS

NEW!



NIFTY LIFT TD34-T
SELF PROPELLED
33.6 FT PLATFORM HEIGHT
RUBBER TRACKS
COMPACT DESIGN
3960 Lbs.



MODEL	WORK HEIGHT	STOWED	CAPACITY	ROTATION
TMZ34/19	40'	77.5"X 19'9"	500LB	359 NON CONT
TMZ50/30	56'	78"X 22'	500LB	359 NON CONT

PORTABLE AERIAL WORK PLATFORMS



Genie AWP Super Series
Aerial Work Platform



MODEL	WORK HEIGHT	STOWED	CAPACITY
AWP25S	30'9"	78"	350LBS
AWP30S	35'6"	78"	350LBS

Lifts

MATERIAL LIFTS



MODEL	WORK HEIGHT	STOWED HXLXW	CAPACITY
SLC12	11'2"	86"X34"X31.5"	650LBS
SLC18	16'9"	86"X34"X31.5"	650LBS
SLC24	22'X3"	86"X34"X31.5"	650LBS

PHOENIXVILLE (610) 935-RENT *POTTSTOWN (610) 970-RENT *THORNDALE (610)384-0100



KIMBERTON
610-935-4873

www.totalrental.com

DOUGLASVILLE
610-385-9000



FAST DELIVERY

Lighting Equipment

LIGHT TOWERS



4 - 1000 WATT LIGHTS
Diesel, Towable, Mast Height: 30' 360° Rotation



2-500 WATT



1000 WATT

PORTABLE LIGHTING
Height: 12' 6"

SOLAR



Allmand™
MESSAGE BOARD
ARROWBOARD



PHOENIXVILLE (610) 935-RENT *POTTSTOWN (610) 970-RENT *THORNDALE (610)384-0100

FAST DELIVERY



**GEN-EYE2
PIPE
INSPECTION
/ LOCATION
SYSTEM**



**HAND & POWERED
SNAKES**



ELECTRIC EEL
Cleans 2" to 10" lines
Up to 200' With 6' or



DRILL SNAKE
Hand Feed Cleans



**PIPE STANDS &
VICES**



**POWER PIPE
THREADING**
1/2" - 4"



**HAND PIPE
THREADER**
1/2" - 2 1/2"



**HAND POWERED PIPE
THREADER WITH
ATTACHMENTS**
1/2" - 2"



**Adjustable Pipe
Threader**

Up to 4" Attachment

Plumbing Tools

PHOENIXVILLE (610) 935-RENT *POTTSTOWN (610) 970-RENT *THORNDALE (610)384-0100

FAST DELIVERY

Plumbing Tools



SOIL PIPE CUTTER



OILER



PIPE WRENCHES
Up to 48"



CONDUIT BENDERS



CONDUIT BENDERS



FLARING TOOLS



PIPE REAMERS



PIPE ROLLER STANDS



PIPE CUTTERS



KINETIC WATER RAMS



CABLE & PIPE LOCATOR



TORCHES



METAL DETECTORS

PHOENIXVILLE (610) 935-RENT *POTTSTOWN (610) 970-RENT *THORNDALE (610)384-0100

FAST DELIVERY

BOSCH

Power Tools



**ELECTRIC
BREAKER HAMMER**



**SMALL DEMOLITION
HAMMER**



**MEDIUM
DEMOLITION
HAMMER**

FOR RENT OR SALE!



**SMALL ROTARY
HAMMER**



**MEDIUM ROTARY
HAMMER**




**LARGE ROTARY
HAMMER**



4 1/2" MINI GRINDER



**7" POLISHER / SANDER /
GRINDER**



SABRE SAW

PHOENIXVILLE (610) 935-RENT *POTTSTOWN (610) 970-RENT *THORNDALE (610)384-0100

FAST DELIVERY



BAND SAWS



**16 GAUGE METAL
SHEARS**



DIE GRINDERS

Power Tools



PALM SANDERS



SHEET SANDERS




**3" & 4" X 24" BELT
SANDERS
With or Without Bag**



ROUTERS



**DRILLS—CORDLESS,
ELECTRIC,
& DRYWALL**



PLANERS

PHOENIXVILLE (610) 935-RENT *POTTSTOWN (610) 970-RENT *THORNDALE (610)384-0100

FAST DELIVERY



HEAT GUNS



**MAGNETIC
DRILL PRESSES**



**CIRCULAR SAWS
With Electric Brake
Standard & Carbide**



JIG SAWS



METAL CHOP SAWS

HITACHI



**MITRE SAW /
COMPOUND SAWS**



15" MITRE SAWS



**IMPACT
WRENCHES
1/2" OR 3/4"**

Power Tools

PHOENIXVILLE (610) 935-RENT *POTTSTOWN (610) 970-RENT *THORNDALE (610)384-0100

FAST DELIVERY



**HOT PRESSURE WASHERS
GAS / ELECTRIC
2.3 - 3.5 GPM @ 1000 - 3000 PSI**



DECK SCRUBBER



SAND BLASTER

ACCESSORIES

- FLOOR SCRUBBER
- POWER HEAD
- EXTENDABLE WAND
- DETERGENT INJECTOR
- CHEMICAL INJECTOR
- SAND BLASTER



POWER HEAD



DETERGENT INJECTOR

**COLD PRESSURE WASHERS
2000 - 5000 PSI**



HAND - CARRY

DIRECT DRIVE

- 3 - 3.5 GPM
- 2000 - 3000 PSI



BELT DRIVE

- 3 - 4.0 GPM
- 2000 - 5000 PSI

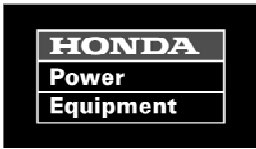


Pressure Washers

PHOENIXVILLE (610) 935-RENT *POTTSTOWN (610) 970-RENT *THORNDALE (610)384-0100

FAST DELIVERY

Pumps



CENTRIFUGAL PUMPS

MODEL	WP20XCF6	WP30XACF6
PUMP TYPE CENTRIFUGAL	ECONOMY SELF-PRIMING	ECONOMY SELF-PRIMING
DISCHARGE CAP	158 GALS/MIN	264 GALS/MIN
TOTAL HEAD LIFT	85 FT	98 FT
SUCTION HEAD LIFT	26 FT	26 FT
SUCTION DIA.	2"	3"
DISCHARGE DIA.	2"	3"

TRASH PUMPS

MODEL	WT20XK2C	WT30XK2C	WT40XK21
PUMP TYPE CENTRIFUGAL	TRASH SELF-PRIMING	TRASH SELF-PRIMING	TRASH SELF-PRIMING
DISCHARGE CAP	170 GALS/MIN	343 GALS/MIN	607 GALS/MIN
TOTAL HEAD LIFT	85 FT	98 FT	95 FT
SUCTION HEAD LIFT	26 FT	26 FT	26FT
SUCTION DIA.	2"	3"	4"
DISCHARGE DIA.	2"	3"	4"



MODEL	QP-202TH	QP-301TH	QP-40TH
PUMP TYPE CENTRIFUGAL	TRASH	TRASH	TRASH
DISCHARGE CAP	12,000 GPH	25,000 GPH	36,700 GPH
TOTAL HEAD LIFT	90 FT	90 FT	90 FT
SUCTION HEAD LIFT	25 FT	25 FT	25 FT
SUCTION DIA.	2"	3"	4"
DISCHARGE DIA.	2"	3"	4"

DIAPHRAGM PUMPS

MODEL	MQ-D 206H	MQ-D 306H
DISCHARGE CAP	50 GALS/MIN	85 GALS/MIN
SUCTION DIA.	2"	3"
DISCHARGE DIA.	2"	3"



PHOENIXVILLE (610) 935-RENT *POTTSTOWN (610) 970-RENT *THORNDALE (610)384-0100

FAST DELIVERY



Rice

HYDROSTATIC TEST PUMPS

MODEL	DP-2B	TR-6
OUTPUT FLOW	9.5 GPM	4.0 GPM
MAX. OUTPUT PRESSURE	500 PSI	3000 PSI
MOTOR	5 HP, AIR-COOLED, 4-CYCLE	11 HP 4-CYCLE



CD150M - 6" DIESEL DRI-PRIME Tow -Behind

godwin pumps



Godwin 4" Diesel Dri- Prime Tow Behind

SOLID HANDLING - 3"
BRANCH SIZES - 6" ASA 150 lb FLANGE
STANDARD ENGINE - JOHN DEERE 4045D 82 HP 2 2200 RPM
STANDARD MOUNTING - HIGHWAY TRAILER

2300 GEYSER CLASSIC

Pumps

MQ MULTIQUIP

ELECTRIC SUBMERSI-

TSURUMI PUMP



DISCHARGE:
2" - 6" Npt
HORSE POWER:
2 - 15 HP
CAPACITY:
25 - 650 Gpm
HEAD:
5 FT - 150 FT

HORSE POWER:
1/6 HP
CAPACITY:
1260 Gph
RANGES:
3/4" - 4"
CENTIFUGAL & TRASH



PHOENIXVILLE (610) 935-RENT *POTTSTOWN (610) 970-RENT *THORNDALE (610)384-0100

FAST DELIVERY



RESCUE RETREIVAL SYSTEM



MANHOLE GUARDS



**4 PHASE
ATMOSPHERIC
TESTER**



**MANHOLE BLOWERS
GAS, PNEUMATIC,
& ELECTRIC**



Safety Equipment



TRAFFIC CONES



BARRELS



BARRICADES

PHOENIXVILLE (610) 935-RENT *POTTSTOWN (610) 970-RENT *THORNDALE (610)384-0100

FAST DELIVERY

Saw Cutting



STIHL

TS Models 400, 460, 510, 760
(12", 14", 16")

**CUT-OFF SAWS
FOR RENT OR SALE!!!**




K Models 650, 700, 950, 1250 (12", 14", 16", 18")




K 40
14" AIR SAW



Cut-Off Machine
Cart



BOSCH
Models 1364,
1365



CONCRETE/MASONRY CUTTING
823H HYDRAULIC & 633GH GAS
POWERED CHAINSAWS - 12" & 19"



K3600 RING SAW
10" Cut w/ 14" Blade



**GAS POWERED
RING SAW**

WALK BEHIND CONCRETE SAWS
(14", 16", 18", 20", 24", 36", 48")
Propane / Air / Gas



PHOENIXVILLE (610) 935-RENT *POTTSTOWN (610) 970-RENT *THORNDALE (610)384-0100

FAST DELIVERY

EDCO

BRICK & BLOCK SAWS



**GMS -14
14" BLADE**



**GMS - 10
10" BLADE**



**GMS - 14
14" BLADE
ELECTRIC**

MK

TILE / BRICK & BLOCK SAWS



**MK-101
10" BLADE
18 -24"**



**MK-770
7" BLADE
14"**



**MK-660
7" BLADE
14"**



**MK-1080
10" BLADE**




**MK-2000
14" BLADE**

**Saw
Cutting**

PHOENIXVILLE (610) 935-RENT *POTTSTOWN (610) 970-RENT *THORNDALE (610)384-0100

FAST DELIVERY

Saw Cutting



DIAMOND BLADES

CONCRETE WET BLADES	
BLADE DIAMETER	CUTTING DEPTH
12"	3-3/4"
14"	4-3/4"
16"	5-3/4"
18"	6-3/4"
20"	7-3/4"
24"	9-3/4"
25"	10-3/4"
30"	11-3/4"
36"	14-3/4"
42"	17"




HIGH SPEED DRY CUT-OFF BLADES	
BLADE DIAMETER	CUTTING DEPTH
10"	2-5/8"
12"	3-5/8"
14"	4-5/8"
16"	5-5/8"
18"	6-5/8"

GREEN CONCRETE BLADES	
BLADE DIAMETER	CUTTING DEPTH
10"	2-3/4"
12"	3-3/4"
14"	4-3/4"
16"	5-3/4"
18"	6-3/4"

ASPHALT BLADES	
BLADE DIAMETER	CUTTING DEPTH
10"	2-3/4"
12"	3-3/4"
14"	4-3/4"
16"	5-3/4"
18"	6-3/4"
24"	10-3/4"
30"	11-3/4"

PHOENIXVILLE (610) 935-RENT *POTTSTOWN (610) 970-RENT *THORNDALE (610)384-0100

FAST DELIVERY



FRAMES
 6½' High, 5' Wide
 4½' High, 5' Wide Ladder
 5' High, 28" Wide Ladder



CROSS BRACES



INDOOR SCAFFOLD
 6' High, 29" Wide



WHEELS
 8" w/Locks



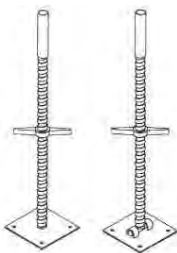
HOIST ARM / PULLEY



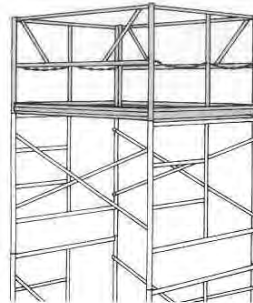
RIGID & SWIVEL



WOOD & ALUMINUM CATWALKS



RIGID & SWIVEL LEVELING JACKS



GUARD RAILS



TRASH CHUTES
 Length 48"
 Diameter 23"



PICKS
 16' Aluminum (2 man)
 20' Aluminum (1 Man)
 24' Aluminum (2 Man)



LADDER JACKS

Scaffolding

PHOENIXVILLE (610) 935-RENT *POTTSTOWN (610) 970-RENT *THORNDALE (610)384-0100

FAST DELIVERY

See pg 22 for additional sweepers

SWEEPERS CONSTRUCTION

terramite®

TSS 36 & 38
STREET CLEANERS
BROOM SIZE - 6' - 8'



6 HC/8C SWEEPER
BROOM SIZE - 6' - 8'



2A & 3C WALK BEHIND SWEEPER
BRUSH WIDTH - 40"

Bobcat

BOBCAT WITH SWEEPER ATTACHMENT



Sweepers

PHOENIXVILLE (610) 935-RENT *POTTSTOWN (610) 970-RENT *THORNDALE (610)384-0100

FAST DELIVERY



CHIPPERS 18" - 18" MANUAL & SELF-FEED



SMALL 3"
BANDIT #65
MORBARK #7



MEDIUM 5"
MORBARK #290
BANDIT #90



LARGE 8"
BANDIT #250
MORBARK #13/17



LARGE 12"
MORBARK #2400XL




STUMP GRINDERS



MODEL #1625
38" Wide x 30" High
13" Deep



MODEL # RG50
64" Wide x 30" High
15" Deep



MODEL #1642
78" Wide x 27" High
24" Deep



PRX 9.0

LOG SPLITTERS VERTICAL & HORIZONTAL ALL TOWABLE




Tree/Lawn Care

PHOENIXVILLE (610) 935-RENT *POTTSTOWN (610) 970-RENT *THORNDALE (610)384-0100

FAST DELIVERY

Tree/Lawn Care



GROUND HOG AUGER
Bits Available
Up to 12" Auger



1 MAN POST HOLE DIGGERS
Bits Available
2", 4", 6", 8"



1 OR 2 MAN HYDRAULIC AUGERS



**TX 420
COMPACT UTILITY
TRAC LOADER WITH AUGER**
Bits Available
6", 12", 18", 30"
WHEELED & TRACK



2 MAN AUGERS
Bits Available
4", 6", 8", 12"



**HYDRAULIC TOW
BEHIND
EASY AUGER**



**POST HOLE AUGER
BOBCAT SERIES 24 MOUNT**
Bits Available
6", 8", 12", 16", 24"


PHOENIXVILLE (610) 935-RENT *POTTSTOWN (610) 970-RENT *THORNDALE (610)384-0100

FAST DELIVERY

Goossen
INDUSTRIES

**HAY THROWERS
TAILGATE & TOWABLES**

Reinco



KUBOTA TRACTORS-VARIOUS MODELS

Kubota




ATTACHMENTS



**PULL-BEHIND
AERATOR
36"**



BUSHOG



**WOODS REAR
MOUNT MOWER**



YORK RAKE



HARLEY RAKE



**SOD CUTTER
12" & 18"
Invisible Fence
Attachment
Available**



**LAWNAIRE
AERATOR 28
7 HP
Aerating Width: 28"**

TEXTRON

**SELF-PROPELLED
AERATORS**



**LAWNAIRE IV
19"**



**LAWNAIRE V
27"**

Tree/Lawn Care

PHOENIXVILLE (610) 935-RENT *POTTSTOWN (610) 970-RENT *THORNDALE (610)384-0100

FAST DELIVERY

Tree/Lawn Care

TILLERS



MANTIS CULTIVATOR
20LBS
10" TILLING DEPTH



**HONDA MID/REAR
TINE TILLER**
F401 & F501
5.5HP & 8HP



**HONDA REAR TINE
TILLER**
FRC800- 8HP



BCS 710 REAR TINE TILLER
5HP 18" WIDE
8" DEPTH



Blue Bird Bed Edger and Cable Installer



**BARRETO HYDRAULIC REAR
TINE TILLER 1320H D/S**
13HP HONDA

PHOENIXVILLE (610) 935-RENT *POTTSTOWN (610) 970-RENT *THORNDALE (610)384-0100

FAST DELIVERY



**F-208 & F-20
LAWN SEEDER**




**TS-20 TURF SEEDER
20" SEEDING**



**RYAN /LESCO
OVERSEEDER**
Width: 29½"
10 HP
Cutting Depth:
Up to 1½: into ground
Aerating Width: 19"



TS-20 TURF RAKE (Thatcher)



HYDRO SEEDER



**36" & 48" WALK
BEHIND MOWERS**



**60" RIDE ON
MOWERS**



**21" WALK BEHIND &
SELF - PROPELLED**

Tree/Lawn Care

PHOENIXVILLE (610) 935-RENT *POTTSTOWN (610) 970-RENT *THORNDALE (610)384-0100

FAST DELIVERY

Tree/Lawn Care

LITTLE WONDER Professionals Demand Little Wonder. Shouldn't You?



LEAF BLOWERS

Hand Held
Walk Behind
Back Pack



BILLY GOAT



Hose kit optional

LAWN & DRIVEWAY VAC
5.5 HP HONDA

Husqvarna



CHAIN SAWS
ELECTRIC & GAS
ALL SIZES

STIHL



CHAIN SAWS
ALLSIZES

SALES & RENTALS



BUSHOG
26" Wide Cutting Head
Cuts Weeds up to 6' tall
and 3/4" in Diameter

STIHL



WEEDWACKERS



PRUNERS



HEDGE TRIMMERS
30" GAS, 30" ELECTRIC,
16" ELECTRIC

PHOENIXVILLE (610) 935-RENT *POTTSTOWN (610) 970-RENT *THORNDALE (610)384-0100

FAST DELIVERY

TRENCH BOXES & HYDRAULIC SHORING



- ◇ MODULAR SHIELDS
- ◇ STACKING POCKETS
- ◇ ALUMINUM SHIELDS
- ◇ ADJUSTABLE SPREADERS
- ◇ LIFTING LUGS



- ◇ MANHOLE SHIELDS
- ◇ 4" TO 8" WALLS
- ◇ REPLACEABLE CUT OUTS
- ◇ MANGUARDS
- ◇ HIGH STRENGTH CORRUGATED STEEL
- ◇ OPTIONAL CUT-OUTS



- ◇ WALER SYSTEM
- ◇ 100% ABOVE GROUND INSTALLATION
- ◇ EXPANSIVE WALER RANGE
- ◇ BEDDING BOXES
- ◇ HIGH TENSILE STEEL
- ◇ 1/2 SKID BOTTOM



- ◇ VERTICAL SHORES
- ◇ SIZES FROM 17" TO 88" WIDE
- ◇ LIGHTWEIGHT ALUMINUM
- ◇ EASY TO TRANSPORT
- ◇ TRAINING & CERTIFICATION CLASSES

Trench Safety

PHOENIXVILLE (610) 935-RENT *POTTSTOWN (610) 970-RENT *THORNDALE (610)384-0100

FAST DELIVERY

ARTICULATED HAULERS



PAYLOAD	26.5 TONS
H.P.	306
G.V.W.	100,441LBS



**5 TON DUMP
NO CDL REQUIRED**

Trucks

Cronkrite
EQUIPMENT TRAILERS



**TRAILERS FROM PAYLOADS
OF 2,100 TO 10,000**



STORAGE CONTAINERS



8'X20'

PHOENIXVILLE (610) 935-RENT *POTTSTOWN (610) 970-RENT *THORNDALE (610)384-0100

FAST DELIVERY

Club Car



PIONEER 900

SPECIFICATIONS

Bed Load Size - 48.8" x 49.8" x 10.9"
Bed Load Capacity - 500 lb
Vehicle Load Capacity - 900 lb
Overall L x W x H - 120.4" x 51.3" x 51.1"
Fuel Tank Capacity - 7.0 gallons
Dry Weight - 910 lb
Forward Speed - 17-19 mph
Vehicle Warranty - 2-year limited

PIONEER 1200

SPECIFICATIONS

Bed Load Size - 48.8" x 49.8" x 10.9"
Bed Load Capacity - 800 lb
Vehicle Load Capacity - 1200 lb
Overall L x W x H - 120" x 54" x 51"
Fuel Tank Capacity - 7.0 gallons
Dry Weight - 1022 lb
Forward Speed - 17-19 mph
Vehicle Warranty - 2-year limited



**Utility
Cars**

PHOENIXVILLE (610) 935-RENT *POTTSTOWN (610) 970-RENT *THORNDALE (610)384-0100

FAST DELIVERY

Welding Equipment



AUTO ARC XLT 135
20 AMP, 2.4 KW



**DUAL PURPOSE
GENERATOR / WELDER**
180 AMP, 4.5 KW



BOBCAT 220 NT
50-225 AC AMPS
50-210 DC AMPS



**SPECTRUM 2050
PLASMA CUTTER**
55 AMP @ 110 VOLTS



**OXYGEN/
ACETYLENE
WELDER**

HONDA
Power
Equipment



EW171K1AD8
170 AMPS / 4000 WATTS



**GENERATOR/WELDER
& TOWABLE**
ONLY 67.5 Db(A)
70-400 AMPS
400AMPS SINGLE
200AMPS DOUBLE
KUBOTA POWERED

PHOENIXVILLE (610) 935-RENT *POTTSTOWN (610) 970-RENT *THORNDALE (610)384-0100



"LARGE ENOUGH TO SERVE YOU & SMALL ENOUGH TO KNOW YOU!"

"FOR RENT, LEASE OR SALE .. ONE CALL STARTS IT ALL"



FAST DELIVERY

WE STOCK PARTS AND SERVICE THE FOLLOWING:

Allmand™

ALTO®

AMPAC



BANDIT

BILLY GOAT



BlueBird International

bil-jax.com
A STEP ABOVE

Bobcat

BOMAG
A UNITED DOMINION COMPANY

BOSCH

BOSTITCH

CASE

Castex
From Imagination to Innovation

CATERPILLAR®

CLASSEN
MANUFACTURING, INC.

COLEMAN™ *David White Ditch Witch*

DYNAPAC

EDCO

Englo

ESSICK

General



Goossen INDUSTRIES

HONDA

host

Husqvarna

ICS®

IR

IMER
U.S.A., Inc.

Genie

JET
EQUIPMENT & TOOLS

KOMATSU *Kubota*

LAY-MOR
DIVISION OF WALDON, INC.

LASER ALIGNMENT Inc.

LCI LASERS

LITTLE WONDER



MQ
MULTIQUIP

MASTER

Miller
The Power of Blue.

NEXTEL

palmer

PARTNER
Cutting Experts of the World

PM
Putzmeister

Rammer

RAYCO
The Stump Cutter People

Rice

RIDGID

SKYJACK

SCAG
POWER EQUIPMENT

SCHMIDT
MANUFACTURING INCORPORATED

Shark
Pressure Washers

SPECTRA PRECISION

STIHL®

Stump Machine
Praxair Illinois Corp.

SUMNER
Sumner Manufacturing Company, Inc.

TAKEUCHI

Telpro Inc.

TENNANT

tevromite

TEXTRON

TORO DINGO

TSURUMI PUMP

Volvo



Wap
Tbe. Clean Power

WHITEMAN

Total Parts

PHOENIXVILLE (610) 935-RENT *POTTSTOWN (610) 970-RENT *THORNDALE (610)384-0100



KIMBERTON
610-415-9800

www.totalrental.com

DOUGLASSVILLE
610-385-9000





TOTAL RENTAL

Phoenixville, PA

766 Valley Forge Rd 19460

(610) 935-RENT

•

Pottstown, PA

77 West High Street 19464

(610) 970-RENT

•

Kimberton, PA

605 W. Schuylkill 19460

(610) 415-9800

•

Thorndale, PA

2825 E. Lincoln Hwy 19320

(610) 384-0100

•

Douglasville, PA

5 Maplewood Drive 19518

(610) 385-9000